

Manual de ingreso y forma de uso



Passport



Universidad
Rafael Landívar
Tradición Jesuita en Guatemala

CRAI
LANDÍVAR
RED DE BIBLIOTECAS

Centro de recursos para el aprendizaje y la investigación



EUROMONITOR
INTERNATIONAL

¿Qué es Passport Américas?

Es una base de datos de investigación de mercado, reconocida y utilizada por las principales universidades y escuelas de negocios en todo el mundo y por empresas de la lista Fortune 500 para *comprender el ambiente global de los negocios en tiempos de acelerados cambios y globalización.*

Passport contiene millones de estadísticas e informes detallados acerca de 27 sectores industriales, con datos demográficos, macro y socioeconómicos y análisis de consumidores y economías en el continente Americano.

Características Passport Américas

- ▶ Ofrece cuadros estadísticos personalizados (no texto completo/ No e-books / ni revistas).
- ▶ El idioma predominante es el inglés.
- ▶ Se puede utilizar dentro y fuera de la URL.
- ▶ Para tener acceso, se debe de ingresar desde el portal de biblioteca.

Forma de ingreso



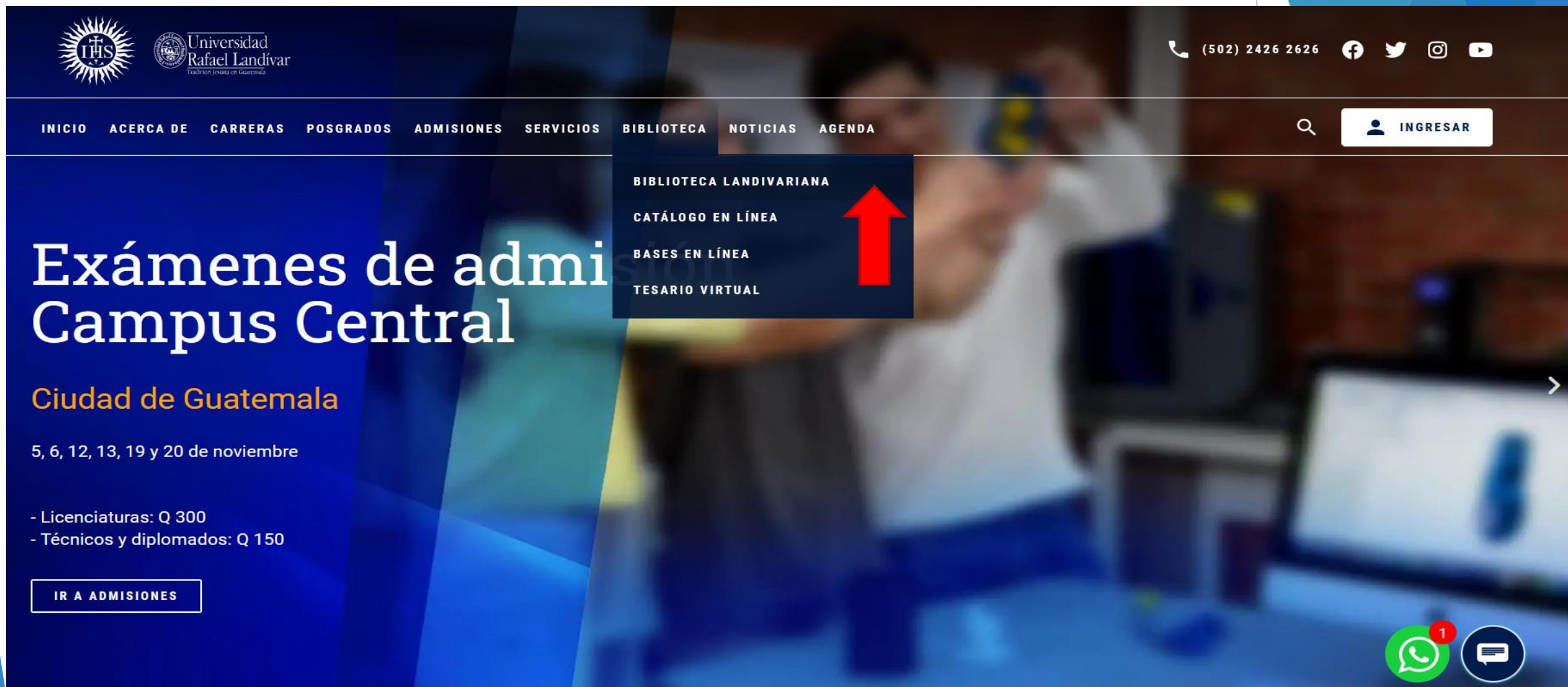
Passport

Ingresar al portal de la
Universidad Rafael
Landívar:

www.url.edu.gt

Navegador Web

De clic en “Biblioteca” y luego en “Biblioteca Landivariana”



The image shows the website of Universidad Rafael Landívar. The header includes the university's logo and name, contact information (phone number (502) 2426 2626), and social media icons for Facebook, Twitter, Instagram, and YouTube. The main navigation menu contains links for INICIO, ACERCA DE, CARRERAS, POSGRADOS, ADMISIONES, SERVICIOS, BIBLIOTECA, NOTICIAS, and AGENDA. A search icon and an 'INGRESAR' button are also present. The 'BIBLIOTECA' menu item is expanded, showing a dropdown with the following options: BIBLIOTECA LANDIVARIANA, CATÁLOGO EN LÍNEA, BASES EN LÍNEA, and TESARIO VIRTUAL. A red arrow points to the 'BIBLIOTECA LANDIVARIANA' option. The main content area features a large banner for 'Exámenes de admisión Campus Central' in Ciudad de Guatemala, scheduled for November 5, 6, 12, 13, 19, and 20. It lists exam types: Licenciaturas (Q 300) and Técnicos y diplomados (Q 150). A button labeled 'IR A ADMISIONES' is located at the bottom left. In the bottom right corner, there are icons for WhatsApp and a chat bubble with a notification badge.

Universidad Rafael Landívar
Tradición Jesuita en Guatemala

(502) 2426 2626

INICIO ACERCA DE CARRERAS POSGRADOS ADMISIONES SERVICIOS BIBLIOTECA NOTICIAS AGENDA

INGRESAR

Exámenes de admisión
Campus Central

Ciudad de Guatemala

5, 6, 12, 13, 19 y 20 de noviembre

- Licenciaturas: Q 300
- Técnicos y diplomados: Q 150

IR A ADMISIONES

BIBLIOTECA LANDIVARIANA
CATÁLOGO EN LÍNEA
BASES EN LÍNEA
TESARIO VIRTUAL

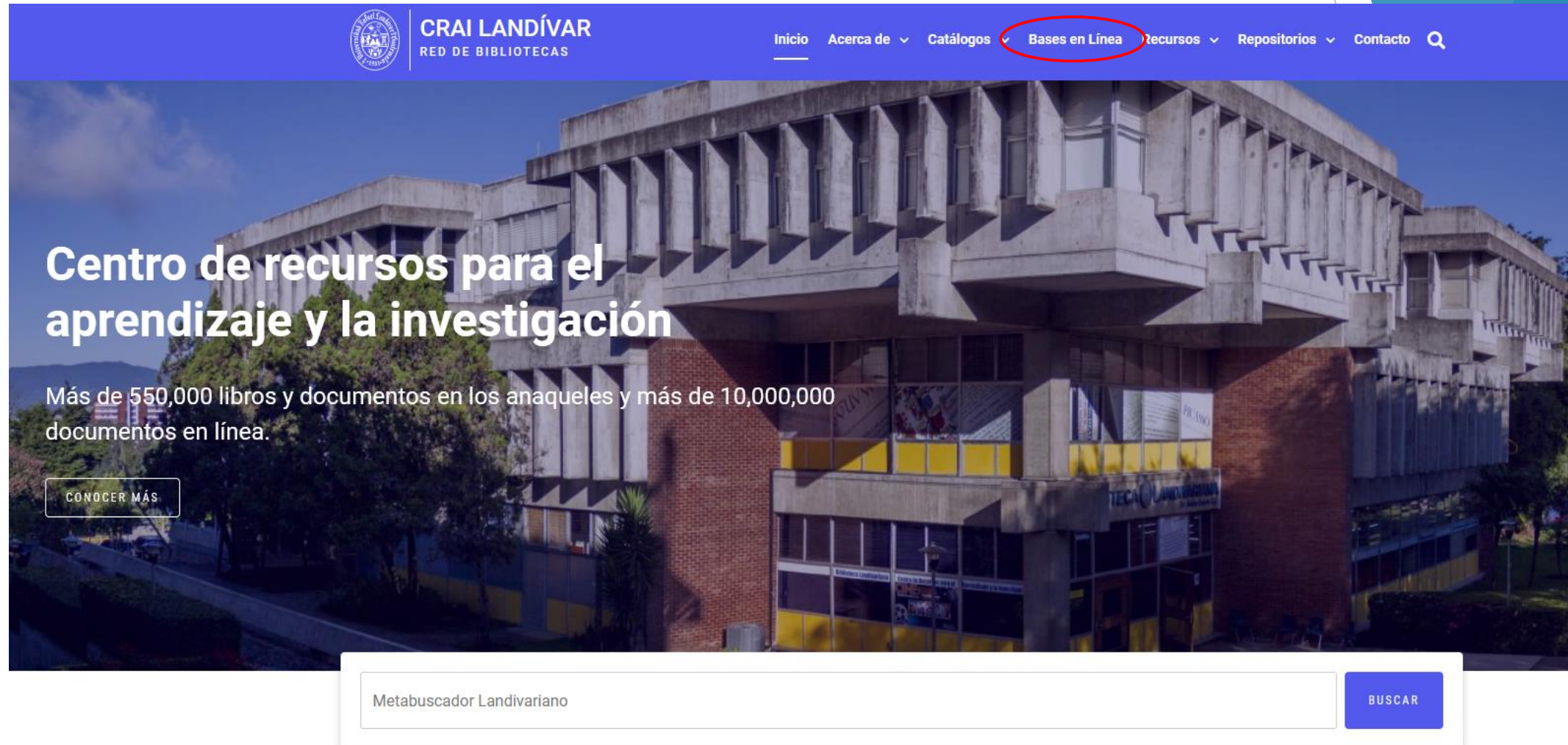
Dispositivos móviles


De clic en “MENÚ”.


En la lista desplegable busque la opción: “Biblioteca” y de clic en “Biblioteca Landivariana”.



Hacer clic en: Bases en Línea



 **CRAI LANDÍVAR**
RED DE BIBLIOTECAS

[Inicio](#) [Acerca de](#) [Catálogos](#) **[Bases en Línea](#)** [Recursos](#) [Repositorios](#) [Contacto](#) 

Centro de recursos para el aprendizaje y la investigación

Más de 550,000 libros y documentos en los anaqueles y más de 10,000,000 documentos en línea.

[CONOCER MÁS](#)

Metabuscador Landivariano [BUSCAR](#)

Busque su facultad

CRAI LANDÍVAR
RED DE BIBLIOTECAS

Inicio Acerca de ▾ Catálogos ▾ Bases en Línea Recursos ▾ Repositorios ▾ Contacto 🔍

Facultad de Ciencias Económicas y Empresariales

Facultad de Ciencias Jurídicas y Sociales

Facultad de Ciencias Políticas y Sociales

Facultad de Humanidades

Facultad de Ingeniería

Facultad de Teología

Base de datos de texto completo confiable y única que cubre todas las áreas de la hospitalidad y el turismo

[INGRESAR](#)

[GUÍA DE USO](#)

[MANUALES DE AYUDA](#)

Colección de ebooks de la editorial Pearson

[INGRESAR](#)

[MANUALES DE AYUDA](#)

Revistas en línea y servicios multimedia, contenidos revisados por pares de prestigiosas Universidades del mundo.

[INGRESAR](#)

[GUÍA DE USO](#)

Passport

Passport Americas

Millones de estadísticas e informes detallados de 27 sectores industriales con datos demográficos, macro y socioeconómicos y análisis de consumidores y economías de América.

[INGRESAR](#)

[GUÍA DE USO](#)

[MANUALES DE AYUDA](#)

EBSCO eBooks

Colección de libros electrónicos de gran valor académico.

[INGRESAR](#)

[GUÍA DE USO](#)

eLibro

eLibro

Colección de libros electrónicos de editoriales de prestigio mundial.

[INGRESAR](#)

[GUÍA DE USO](#)

[MANUALES DE AYUDA](#)

EBSCOhost

Busque Passport Americas, luego de clic en: ingresar.

The screenshot shows the CRAI LANDÍVAR website interface. The top navigation bar includes links for Inicio, Acerca de, Catálogos, Bases en Línea, Recursos, Repositorios, and Contacto. The main content area is divided into several sections:

- Facultad de Ciencias Económicas y Empresariales**
- Facultad de Ciencias Jurídicas y Sociales**
- Facultad de Ciencias Políticas y Sociales**
- Facultad de Humanidades**
- Facultad de Ingeniería**
- Facultad de Teología**

The central focus is the **Passport Americas** database entry, which includes the following text and links:

Base de datos de texto completo confiable y única que cubre todas las áreas de la hospitalidad y el turismo

[INGRESAR](#)

[GUÍA DE USO](#)

[MANUALES DE AYUDA](#)

Passport Americas

Millones de estadísticas e informes detallados de 27 sectores industriales con datos demográficos, macro y socioeconómicos y análisis de consumidores y economías de América.

[INGRESAR](#)

[GUÍA DE USO](#)

[MANUALES DE AYUDA](#)

Other database entries visible include Pearson ebooks, EBSCO ebooks, and eLibro, each with their respective 'INGRESAR' and 'GUÍA DE USO' links.

Ingrese su usuario y contraseña. Después de clic en: ingresar

Si no funciona tu acceso, debes enviarnos un correo a ubiblioteca@url.edu.gt con el asunto Acceso Passport, en donde nos debes indicar: tu nombre completo y tu número de carnet



ACCESO A BASES EN LÍNEA

Nombre de usuario

Contraseña

Iniciar Sesión

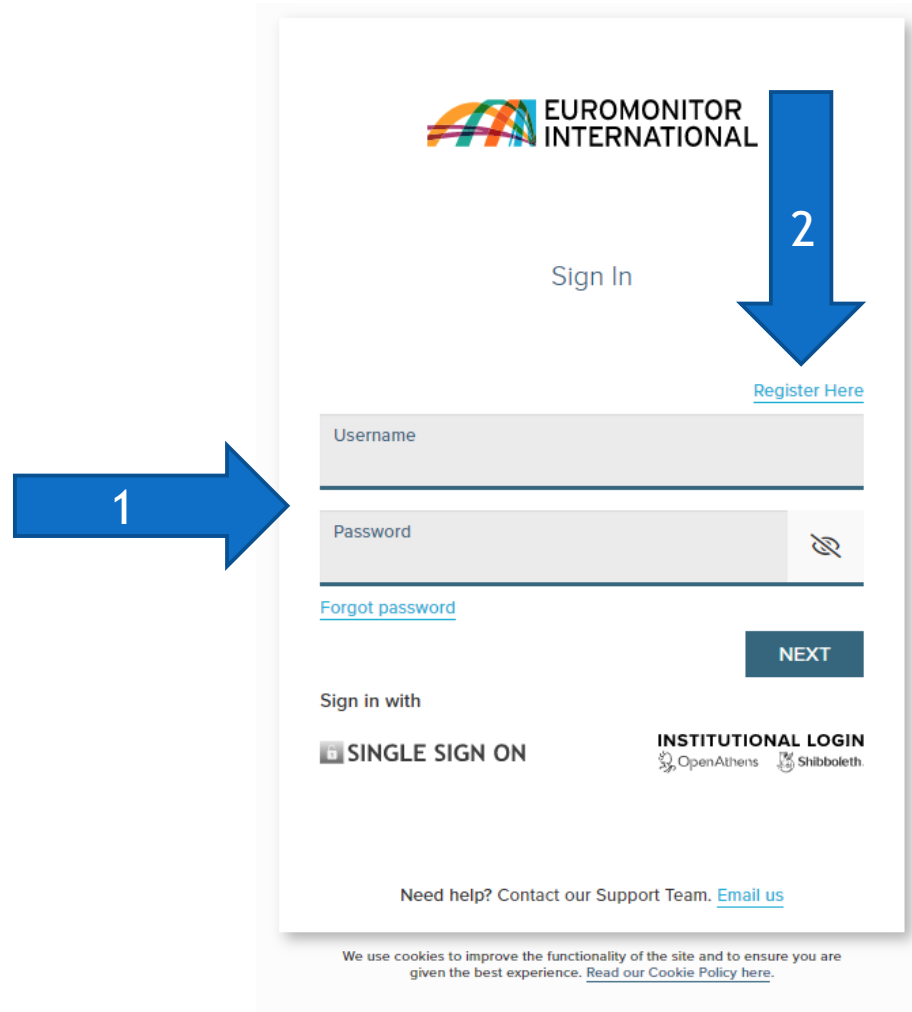
Estimado usuario, si tuviste problemas de acceso escribe al correo ubiblioteca@url.edu.gt enviando los siguientes datos:

*Nombre completo

*Número de carnet (estudiantes) o código (docentes o personal administrativo)




1. Ingrese su usuario y contraseña.
2. Si aún no tiene usuario, de clic en: Register Here



The image shows a screenshot of the Euromonitor International login page. At the top left is the logo for EUROMONITOR INTERNATIONAL. Below the logo is the text "Sign In". To the right of "Sign In" is a blue arrow pointing downwards with the number "2" inside it, indicating step 2. Below "Sign In" is a blue link that says "Register Here". Below "Register Here" are two input fields: "Username" and "Password". A blue arrow pointing to the right with the number "1" inside it points to the "Username" field, indicating step 1. Below the "Password" field is a "Forgot password" link. To the right of the "Password" field is a small icon of an eye with a slash through it. Below the "Forgot password" link is a dark blue button with the text "NEXT". Below the "NEXT" button is the text "Sign in with". Below "Sign in with" are two options: "SINGLE SIGN ON" with a small icon to its left, and "INSTITUTIONAL LOGIN" with two small icons below it: "OpenAthens" and "Shibboleth". At the bottom of the page is the text "Need help? Contact our Support Team. [Email us](#)". At the very bottom is a small line of text: "We use cookies to improve the functionality of the site and to ensure you are given the best experience. [Read our Cookie Policy here.](#)"

1. Ingrese su correo institucional.

 EUROMONITOR
INTERNATIONAL

Register

Email


BACK SUBMIT

Need help? Contact our Support Team. [Email us](#)

We use cookies to improve the functionality of the site and to ensure you are given the best experience. [Read our Cookie Policy here.](#)

2. Clic en: SUBMIT

Llene los campos solicitados



EUROMONITOR
INTERNATIONAL

New User Registration

() Mandatory fields asterisked*

First Name*

Last Name*

Course*

Department*

Need help? Contact our Support Team. [Email us](#)

We use cookies to improve the functionality of the site and to ensure you are given the best experience. [Read our Cookie Policy here.](#)

- 1.Después de llenar los datos, de clic en Read and Accept Privacy And Security Policy.
2. Clic en: ACCEPT AND CLOSE.
- 3 Clic en: SUBMIT.

1



[Read and Accept Privacy And Security Policy*](#)

EUROMONITOR INTERNATIONAL

- ✓ At least 1 uppercase character
- ✓ At least 1 lowercase character
- ✓ At least 1 number

Password*

Confirm Password*

Need help? Contact our Support Team. [Email us](#)

We use cookies to improve the functionality of the site and to ensure you are given the best experience. [Read our Cookie Policy here.](#)

2



EUROMONITOR INTERNATIONAL

(Data-protection@euromonitor.com) with any requests related to your personal information.

10. Links to third party websites

Our Sites contain links to third party websites that are not subject to this Privacy Policy. Euromonitor International Ltd strongly recommends that you read the privacy policy of any such websites that you visit.

11. Policy changes

Euromonitor International Ltd may change this Privacy Policy at any time by sending you an e-mail with the modified Privacy Policy or by posting a copy of them on the Site. Any changes will take effect seven (7) days after the date of our e-mail or the date on which Euromonitor posts the modified Privacy Policy on the Site, whichever is the earlier. Your continued use of the Site after that period expires means that you agree to be bound by the modified Privacy Policy.

Need help? Contact our Support Team. [Email us](#)

We use cookies to improve the functionality of the site and to ensure you are given the best experience. [Read our Cookie Policy here.](#)

3



EUROMONITOR INTERNATIONAL

- ✓ At least 1 uppercase character
- ✓ At least 1 lowercase character
- ✓ At least 1 number

Password*

Confirm Password*

[Read and Accept Privacy And Security Policy*](#)

Need help? Contact our Support Team. [Email us](#)

We use cookies to improve the functionality of the site and to ensure you are given the best experience. [Read our Cookie Policy here.](#)

1. Mensaje de registro, revise la bandeja de entrada de su correo.
2. Active su cuenta.
3. Mensaje de Activación exitosa.



Success!

Thanks for registering with
Euromonitor International.

Please check your mailbox for details on how
to verify your email address and activate
your new user account.

Need help? Contact our Support Team. [Email us](#)

We use cookies to improve the functionality of the site and to ensure you are
given the best experience. [Read our Cookie Policy here.](#)



Hello Carlos,

Thank you for registering with Euromonitor International.

To verify your email address, [please click here to activate
your new user account](#). This link is only valid for 12 hours.

Once your account is activated, [click here to login to your
subscription](#).

If you have any problems accessing your account, please
contact our Support Team at
technical.support@euromonitor.com.

Thank you,
Euromonitor International

2

Do not reply to this email, it has been sent from an unmanned mailbox. The information
contained in this email is copyright © Euromonitor International 2021.
All rights reserved.



Your account is active!

Thank you for confirming your user
registration, your new user account is now
activated.

[Click here to login.](#)

Need help? Contact our Support Team. [Email us](#)

We use cookies to improve the functionality of the site and to ensure you are
given the best experience. [Read our Cookie Policy here.](#)

Acepte las condiciones

Terms and Conditions

Subscriber: @FullCompanyName@

Access to this service is subject to the following conditions of use:

1. Authorised use

1.1. You may use this service for the following non-commercial purposes and in the following ways:-

Browsing, copying and printing on paper

1.1.1. You may browse and search the service and display market reports, articles, written materials and data on screen.

1.1.2. You may make and save digital copies of extracts from market reports, articles, written materials and data in any of the formats supported by this service and access and retrieve such copies.

1.1.3. You may print out copies of market reports, articles, written materials and data and make photocopies of such print-outs for use in the course of research or private study for academic purposes.

1.1.4. You may make such digital copies and photocopies available to other authorised users of this service.

Course packs and scholarly use

1.1.5. You may reproduce insubstantial and limited amounts of market reports, articles, written materials and data in your course work, reports, essays, projects and similar materials which you create for academic purposes only.

1.1.6. If you are a member of faculty you may reproduce a reasonable portion of any individual work or item within the service in course packs in hard copy and electronic form and distribute such course packs to authorised users of this service.

All reproduced extracts must be attributed to Euromonitor International in the following form: "source: © Euromonitor International".

2. Restrictions on use

2.1. You must be a current student, member of faculty or member of staff of the Subscriber to use this service. For the avoidance of doubt, alumni are not authorised users.

2.2. No form of commercial use of market reports, articles, written materials and data is permitted. You may not publish, re-distribute or make available to third parties any such content which you extract from this service, whether by itself or as part of any work or other material.

2.3. Furthermore, any other form of use of market reports, articles, written materials and data beyond that specified above (including, but not limited to making it available via an intranet or extranet) shall require Euromonitor's prior written consent.

2.4. You may not remove, obscure or modify any copyright or other notices included in market reports, articles, written materials and data nor any metadata or digital rights management intelligence that may be associated with them.

2.5. Your right to reproduce market reports, articles, written materials and data and to distribute it in course packs shall cease immediately on termination of the Subscriber's licence agreement with Euromonitor International.

By using this system you are agreeing to these terms and conditions.

BACK Accept



Forma de uso y principales características



Passport

1

Motor de búsqueda básica: para realizar búsquedas por términos de interés.

2

Cuatro macro secciones de búsqueda.

3

Carrusel de novedades actualizadas referentes a temas de mercado.

4

Barra de herramientas: ingreso y registro de usuarios.

5

Búsquedas recientes o búsquedas guardadas.

Passport

All

INDUSTRIES ECONOMIES CONSUMERS CHANNEL

SEARCH ALL CATEGORIES

CATEGORIES

GO

DASHBOARDS

Visualise trends, forecasts and macroeconomic scenarios using interactive dashboards.

GO

COMPANIES

Find data, analysis and dashboards for companies.

GO

What's New

Catch up on the latest product updates and launches.

GO

RECENT SEARCHES

SAVED SEARCHES

12 APR 2019
You searched for: cervera

12 APR 2019
You searched for: cerveza

12 APR 2019
CATEGORIES AND TOPICS (2): Beer, Alcoholic Drinks
GEOGRAPHIES (1): Guatemala

[View full list](#)



Macro Secciones

- ▶ **Industries:** información específica para cada industria y cada territorio.
 - ▶ Productos de consumo (20).
 - ▶ Servicios (04).
 - ▶ Suministros (02).
- ▶ **Economies:** macroambiente y contexto político y económico de cada uno de los territorios.
 - ▶ Dinámica de negocios.
 - ▶ Economía, finanzas y comercio.
 - ▶ Sustentabilidad.

Macro Secciones

- ▶ **Consumers:** información sociodemográfica y caracterización de los consumidores.
 - ▶ Hogares.
 - ▶ Ingresos y gastos.
 - ▶ Estilos de vida.
 - ▶ Población.
- ▶ **Channel:** oportunidades en el comercio minorista cambiante y el mundo digital.

Forma de búsquedas



Passport

Búsqueda básica

STATISTICS

COMPANY SHARES

[Dell Technologies Inc in Retailing \(Latin America\)](#)

BRAND SHARES

Mastersoft (Drylock Technologies NV) in Latin America

ECONOMIES AND CONSUMERS ANNUAL DATA

Population with Access to Clean Fuels and Technologies for Cooking in Antigua and Barbuda
Population with Access to Clean Fuels and Technologies for Cooking in Argentina
Population with Access to Clean Fuels and Technologies for Cooking in Barbados
Population with Access to Clean Fuels and Technologies for Cooking in Belize
Population with Access to Clean Fuels and Technologies for Cooking in Canada
Population with Access to Clean Fuels and Technologies for Cooking in Colombia

ANALYSIS



Next-Gen Technology for Travel Recovery

Briefing | 03 Aug 2021

[Read more](#)

covid-19



Huawei Technologies de Mexico SA de CV in Consumer Electronics (Mexico)

Local Company Profile | 24 Jul 2021

[Read more](#)



Mixing-in-the-Moment: A Smart Technology Disruption Relating to Consumer Systems

Briefing | 08 Jun 2021

[Read more](#)

ai automation consumer systems personalisation

[VIEW ALL RESULTS](#)

[VIEW ALL RESULTS](#)

[VIEW FULL DATA SET](#)

[SHOW MORE](#) | [SHOW LESS](#)

BRAND SHARES

Share of sales and actual sales by brand in a time series by standard data types.

[Pet Food Brazil](#)

[Non-Store Retailing Colombia](#)

[Direct Selling Colombia](#)

[Sports Nutrition Canada](#)

[Consumer Health North America](#)

[VIEW FULL DATA SET](#)

[SHOW MORE](#) | [SHOW LESS](#)

1

Escriba el tema de interés: al ir escribiendo se generará una lista de temas asociados.

2

Lista de temas asociados al tema de búsqueda: seleccione el tema de interés.

3

Generará un cuadro estadístico del tema seleccionado.

4

Da la opción de generar otro tipo de reportes relacionados al tema de interés.

5

Puede modificar los filtros para realizar cambios en los resultados: proyecciones, agregar otros países, etc.

6

Barra de herramientas:

- Vínculo permanente
- Modificar búsqueda
- Descargar el cuadro
- Marcarlo como favorito
- Imprimir

Passport All

INDUSTRIES ECONOMIES CONSUMERS CHANNEL

Company Shares

Global - Historical Owner | Historical | % breakdown

Category Definitions | Region Definitions | Calculation Variables

CONVERT DATA + CHANGE SHARE TYPES ± GROUP SUM 2015 2020 APPLY MODIFY SEARCH +

Stats Type	Geography	Category	Company Name	Data Type	2015	2016	2017	2018	2019	2020
	Latin America	E-Commerce	Dell Technologies Inc	Retail Value RSP excl Sales Tax	-	0.1	0.1	0.1	0.1	0.1

Research Sources:
1. Retailing: Euromonitor from trade sources/national statistics

Búsqueda por Macro Secciones

Passport

All

Q

GO

INDUSTRIES

ECONOMIES

CONSUMERS

CHANNEL

APPLIANCES AND ELECTRONICS

DRINKS

FOOD AND NUTRITION

HEALTH AND BEAUTY

HOME PRODUCTS

LUXURY AND FASHION

NICOTINE AND CANNABIS

SERVICES

B2B

ALCOHOLIC DRINKS

HOT DRINKS

SOFT DRINKS

EXPLORE ANALYSIS

Understand the state of the market and future opportunities.

CHOOSE INDUSTRY

2

Al seleccionar la categoría, abre una nueva ventana, en la cual se busca el cuadro "Explore Statistics" (parte inferior izquierda de la ventana) y se selecciona la sub categoría de preferencia.

Al seleccionarla presione "GO".

Find the data you need.

CHOOSE INDUSTRY

CHOOSE CATEGORY

CHOOSE GEOGRAPHY

CHOOSE STATISTICS

Editor's Choice

Health, Home Experiences and Digital Demand: Japan in 2021 and Beyond

Opinion | 12 May 2021

EXPLORE STATISTICS

Find the data you need.

Soft Drinks

Sports Drinks

All

All

Go

SEARCH ALL CATEGORIES

CATEGORIES

GO

DASHBOARDS

Visualise trends, forecasts and macroeconomic scenarios using interactive dashboards.

GO

WEBINARS

Hear Euromonitor's research experts discuss the latest industry, economic and consumer trends.

Explore

All GO

INDUSTRIES ECONOMIES CONSUMERS CHANNEL

You searched for:
CATEGORIES AND TOPICS (1): Soft Drinks
GEOGRAPHIES (20): Latin America, Argentina, Bolivia, Brazil, Chile, Colombia, Costa Rica, Dominican Republic, Ecuador, El Salvador, Guatemala, Honduras, Mexico, Panama, Paraguay, Peru, Uruguay, North America, Canada, USA

MODIFY SEARCH
SAVE SEARCH

STATISTICS ANALYSIS

REFINE YOUR SEARCH

GEOGRAPHIES

North America

USA
 Canada
 North America

Latin America

Latin America
 Mexico
 Brazil
 Peru
 Argentina
 Guatemala
 Chile
 Colombia
 Uruguay
 Costa Rica

CATEGORIES AND TOPICS

Soft Drinks

COMPANIES
BRANDS

MARKET SIZES
Aggregated sales in a time series by standard data types, per capita and growth.

[Soft Drinks Ecuador](#)
[Soft Drinks Dominican Republic](#)
[Soft Drinks Colombia](#)
[Soft Drinks Chile](#)
[Soft Drinks Canada](#)

VIEW FULL DATA SET

SHOW MORE | SHOW LESS

COMPANY SHARES
Share of sales and actual sales by company in a time series by standard data types.

[Soft Drinks Peru](#)
[Soft Drinks Bolivia](#)
[Soft Drinks Argentina](#)
[Soft Drinks Mexico](#)
[Soft Drinks Guatemala](#)

VIEW FULL DATA SET

SHOW MORE | SHOW LESS

3

Se muestra la búsqueda actual y da opción a modificar búsqueda o guardarla en el historial.

4

Refinar la búsqueda: se muestran resultados de estadísticas y análisis del tema según la necesidad del usuario.

5

Generará un cuadro estadístico del tema seleccionado.

All



GO

INDUSTRIES

ECONOMIES

CONSUMERS

CHANNEL

SEARCH RESULTS /
Market Sizes

Historical

Category Definitions | Region Definitions | Calculation Variables

CONVERT DATA +

CHANGE DATA TYPES

Σ GROUP SUM

2015

2020

APPLY >

CHANGE STATS TYPE

MODIFY SEARCH +



Stats Type	Geography	Category	Data Type	Unit	2015	2016	2017	2018	2019	2020
	Ecuador	Soft Drinks	Off-trade Volume	million litres	2,001.3	1,887.1	1,823.5	1,820.6	1,913.2	1,874.1

Research Sources:

1. Soft Drinks: Euromonitor from trade sources/national statistics

6

Da la opción de generar otros tipos de reportes relacionados al tema de interés.

7

Puede modificar los filtros para realizar cambios en los resultados; proyecciones, agregar otros países, etc.

8

Barra de herramientas:

- Vínculo permanente
- Modificar búsqueda
- Descargar el cuadro
- Marcarlo como favorito
- Imprimir

Búsqueda por Dashboards

1

En la página principal se localiza el cuadro de Dashboards, dar clic en GO.

DASHBOARDS

Visualise trends, forecasts and macroeconomic scenarios using interactive dashboards.

GO

2

Se despliega la siguiente ventana, en la que se puede escoger categoría y el tipo de dashboard que se necesita.

También, muestra descripción general de industrias y modelos de previsión.

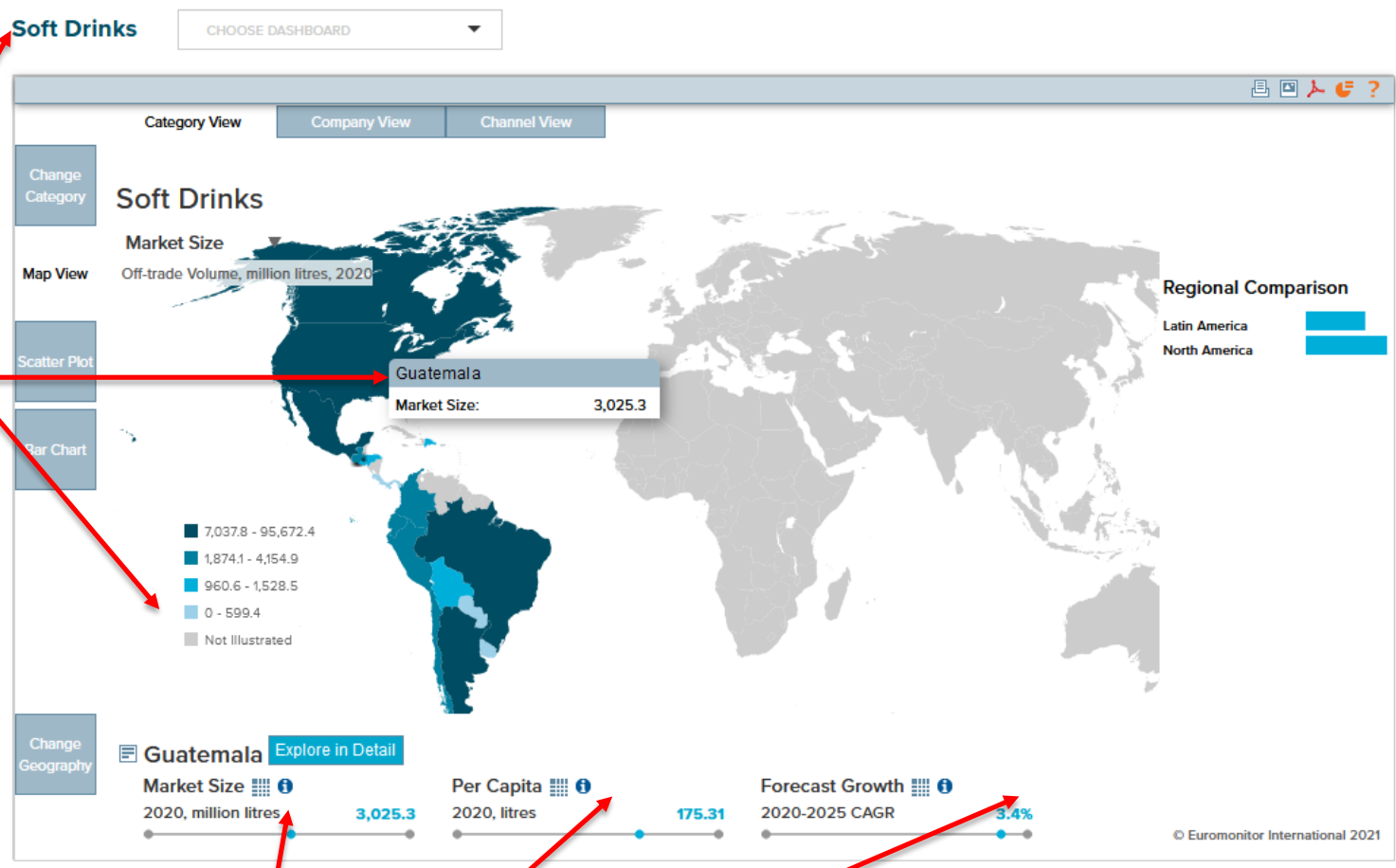
The screenshot shows the 'Passport' website interface. At the top, there is a navigation bar with the 'Passport' logo, a dropdown menu set to 'All', a search icon, and a 'GO' button. Below the navigation bar are four tabs: 'INDUSTRIES', 'ECONOMIES', 'CONSUMERS', and 'CHANNEL'. The main content area is titled 'MY DASHBOARDS' and features two dropdown menus: 'CHOOSE CATEGORY' and 'CHOOSE DASHBOARD TYPE', with a 'Clear Selection' link. Below these are two sections: 'Industry Overviews' and 'Forecast Models'. The 'Industry Overviews' section contains two cards: 'Alcoholic Drinks' and 'Apparel and Footwear', each with a world map and a 'Go' button. The 'Forecast Models' section contains two cards: 'Alcoholic Drinks Forecast Dashboard' and 'Apparel and Footwear Forecast Dashboard', each with a line chart showing data from 2018 to 2023 and a 'Go' button. On the right side of the page, there is a sidebar with the text 'Content you don't have access to. Use our industry and category interactive dashboards.' and three 'LEARN MORE' buttons.

3 Generará un mapa interactivo de la categoría seleccionada.

4 Puedo seleccionar el país de interés, y al darle clic generará información estadística de ese país.

5 Aparecen las categorías de estadísticas disponibles, se pueden seleccionar para que genere cuadros estadísticos.

6 Permite visualizar el pronóstico más reciente de la industria seleccionada y puede compararse con actualizaciones anteriores y también, los impactos económicos que ha tenido.



[Return to My Dashboards](#)

SOFT DRINKS FORECAST DASHBOARD

Visualise the latest industry forecast, compare against previous updates and test the impact of economic scenarios.

[Explore >](#)

7

Generara gráfico interactivo de la categoría seleccionada

Soft Drinks Forecast Dashboard

CHOOSE DASHBOARD ▾

8

Seleccionar filtros para configurar el gráfico a las necesidades del usuario.

BASELINES & SCENARIOS

- Aug 2021 Update ⓘ
- May 2021 Baseline ⓘ
- Feb 2021 Update ⓘ
- Oct 2020 Update ⓘ
- Nov 2019 Pre-C19 ⓘ
- Pessimistic 1 ⓘ
- Pessimistic 2 ⓘ
- Optimistic 1 ⓘ

CATEGORIES

10 categories selected

GEOGRAPHIES

8 countries selected

DATA FORMATS

Conversion: Total, Actual, Value, Constant

Currency: USD

Type: Off-Trade

DATE RANGE

2018 ▾ - 2025 ▾

Soft Drinks

Off-Trade Value Sales 2018-2025, Constant USD million, 2020 constant price, 2020 Fixed year Exchange Rate

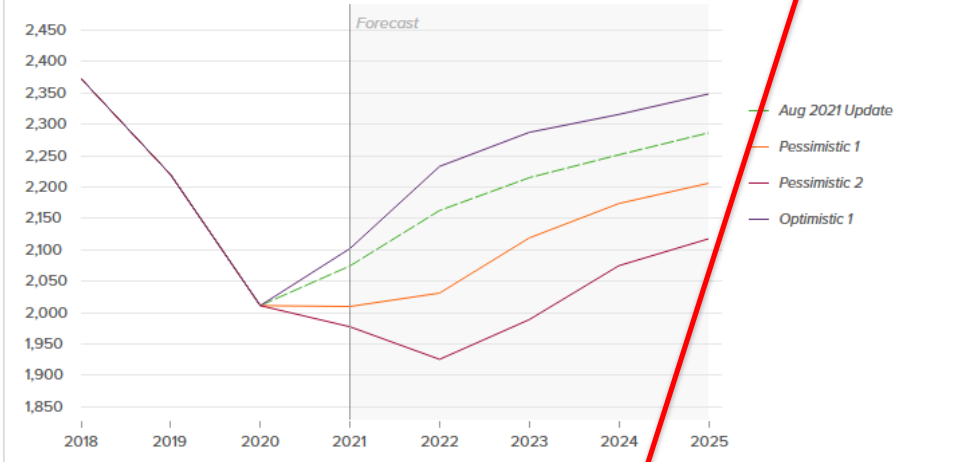
Geography ▲ Category ▼

Argentina	Asian Speciality Drinks
Argentina	Bottled Water
Argentina	Carbonates
Argentina	Concentrates
Argentina	Energy Drinks
Argentina	Juice
Argentina	RTD Coffee
Argentina	RTD Tea
Argentina	Soft Drinks
Argentina	Sports Drinks
Brazil	Asian Speciality Drinks
Brazil	Bottled Water
Brazil	Carbonates
Brazil	Concentrates
Brazil	Energy Drinks
Brazil	Juice
Brazil	RTD Coffee
Brazil	RTD Tea

Source: Euromonitor International

Bottled Water / Argentina

Off-Trade Value Sales (2021) Constant USD million



last updated on August 13, 2021 at 00:08 GMT

9

Listado de países que genera el nuevo gráfico con estadísticas de mercado según el que se escoja.


10

Gráfico generado según las necesidades del usuario, el cual le permite comparar los pronósticos y el comportamiento de la industria en el mercado.

Búsqueda por todas las categorías

1

En la página principal se localiza este cuadro, seleccionar la categoría deseada y de clic en GO.



SEARCH ALL CATEGORIES

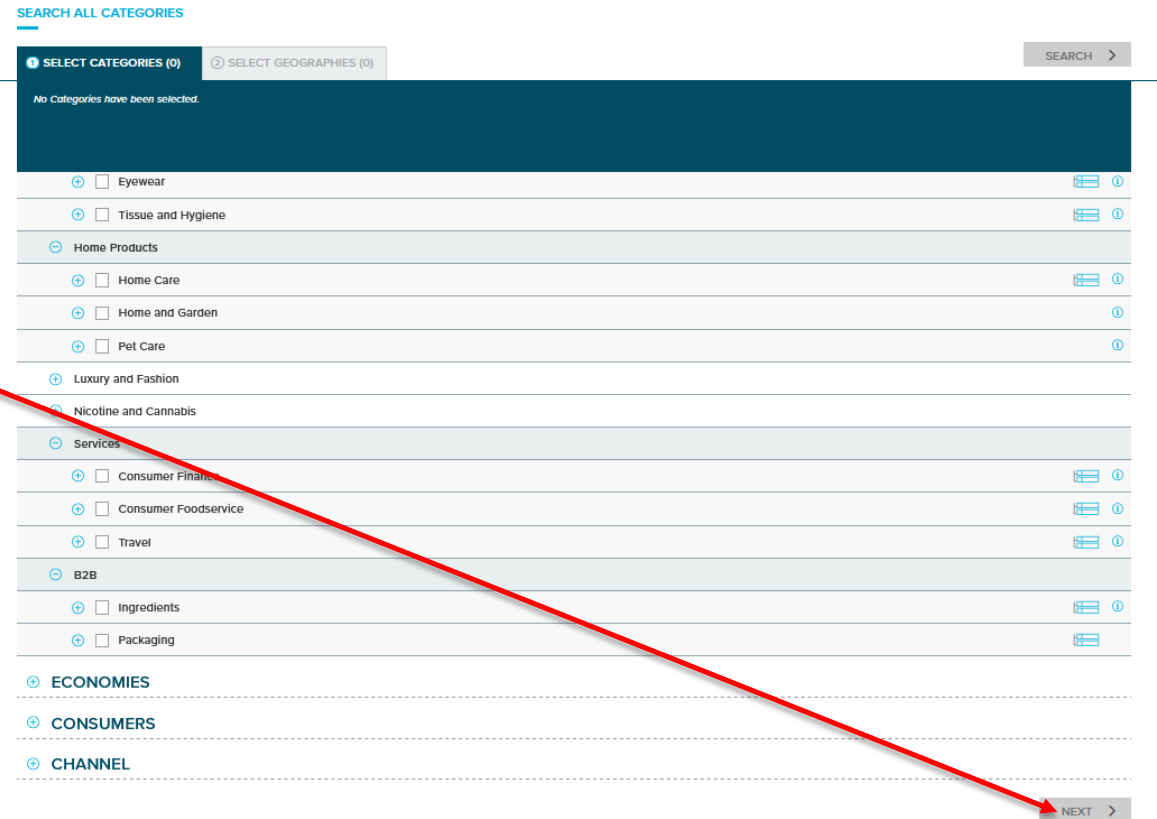
CATEGORIES

GO

Industries
Economies
Consumers
Channel
Companies
Brands
Packaging
Closures

2

Al escoger la categoría, se despliega la siguiente ventana en la cual se puede seleccionar filtros de búsqueda, al terminar se debe dar clic en: siguiente.



SEARCH ALL CATEGORIES

SELECT CATEGORIES (0) SELECT GEOGRAPHIES (0) SEARCH >

No Categories have been selected.

- Eyewear
- Tissue and Hygiene
- Home Products
- Home Care
- Home and Garden
- Pet Care
- Luxury and Fashion
- Nicotine and Cannabis
- Services
 - Consumer Finance
 - Consumer Foodservice
 - Travel
- B2B
 - Ingredients
 - Packaging

ECONOMIES

CONSUMERS

CHANNEL

NEXT >

3

En la siguiente pestaña se escoge la localización en la cual se desea hacer el estudio y clic en: buscar.

SEARCH ALL CATEGORIES

SELECT CATEGORIES (2)

SELECT GEOGRAPHIES (1)

SEARCH >

north america

CLEAR ALL

Find a Specific Geography



GEOGRAPHIES



GEOGRAPHIES

 Latin America

 North America


STATISTICS

ANALYTICS

REFINE YOUR SEARCH

GEOGRAPHIES



CATEGORIES AND TOPICS



COMPANIES



BRANDS

**MARKET SIZES**

Aggregated sales in a time series by standard data types, per capita and growth.

[Dairy Products and Alternatives North America](#)

VIEW FULL DATA SET

COMPANY SHARES

Share of sales and actual sales by company in a time series by standard data types.

[Dairy Products and Alternatives North America](#)

VIEW FULL DATA SET

BRAND SHARES

Share of sales and actual sales by brand in a time series by standard data types.

[Dairy Products and Alternatives North America](#)

VIEW FULL DATA SET

4

Resultados de la búsqueda realizada por categoría: se puede usar filtros para refinar la búsqueda.

5

Al seleccionar los datos de interés, genera el reporte.

Historical

[Category Definitions](#) | [Region Definitions](#) | [Calculation Variables](#)

CONVERT DATA



CHANGE DATA TYPES



GROUP SUM



2016

2021

APPLY >

CHANGE STATS TYPE



MODIFY SEARCH



Stats Type	Geography	Category	Data Type	Unit	2016	2017	2018	2019	2020	2021
	North America	Consumer Appliances	Retail Volume	'000 units	586,556.4	597,139.2	609,249.8	618,805.1	638,535.3	648,789.3

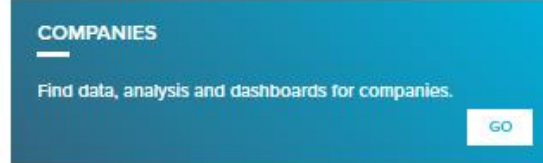
Research Sources:

1. Consumer Appliances: Euromonitor from trade sources/national statistics

Búsqueda por compañías

1

Permite acceder a todos los datos relacionados con las empresas y análisis.



2

Al dar clic en GO en la pestaña, se despliega el recuadro en donde se coloca el nombre de la compañía de interés.

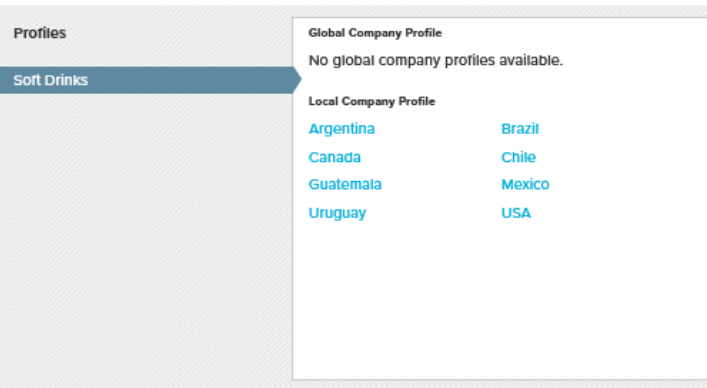
Companies

Find data, analysis and dashboards for companies.

Coca-Cola Co, The



Coca-Cola Co, The



Profiles

Sort Drinks

Global Company Profile
No global company profiles available.

Local Company Profile

Argentina	Brazil
Canada	Chile
Guatemala	Mexico
Uruguay	USA

3

Se despliegan los resultados de búsqueda, la cual se puede personalizar a las necesidades del usuario.

Analysis | [See all analysis](#)

From Sustainability to Purpose Q&A: Sustainable Packaging

Opinion | 08 Feb 2021

From Sustainability to Purpose, one of the six Coronavirus (COVID 19) themes that Euromonitor International has identified as set to transform consumer markets, talks about the acceleration of the purpose-driven movement in response to COVID-19. Businesses are acting less in self-interest, putting the creation of shared value at the top of the corporate agenda.

In 2020, Sustainability Insights Manager, Maria Coronado Robles and Head of Packaging Research, Rosemarie Downey, ran a number of digital events where they discussed global sustainability trends and the implications for the packaging industry. Here are the responses to a sample of questions that were asked.

[Continue reading](#)

FIN DE LA PRESENTACIÓN